

# CITY MULTI

Full Product Lineup Catalogue  
2015

**ADDENDUM - Heat Pump Series  
NEW Y Ecostandard (P YKA)**



Air conditioning is an ideal way of controlling the temperature, movement and cleanliness of air inside any building, large or small. With today's buildings being so well insulated and increasingly full of electronic equipment, the need for effective climate control is greater than ever. Not only does it cool in the summer months, but air conditioning can also heat, doing away with the need for separate heating systems altogether. More and more people today are enjoying the benefits of comfortable working and living environments made possible with air conditioning.

## Our Latest Technologies

### **V**R<sup>F</sup> system

VRF stands for Variable Refrigerant Flow.

A VRF air conditioning system modulates the flow of refrigerant depending upon the capacity requirements of the building. In its simplest form, a VRF system comprises an air-cooled outdoor unit and a series of indoor units that regulate the air temperature inside an internal space.

### **I**nverter driven technology

At Mitsubishi Electric we strive to continually meet the increasing demands of our customers, being the first in the industry to offer highly advanced 'inverter driven' systems. Using inverter technology our systems produce just the right amount of output to match the exact requirement of any building. These systems work so efficiently that they don't waste valuable energy by over-heating or over-cooling, resulting in greatly reduced running costs. Alternative systems that may appear cheaper, can often cost substantially more to run, making us the most cost effective choice all round.

### **I**ntelligent Power Module (IPM) technology

The CITY MULTI range from Mitsubishi Electric provides precise control of energy input, through utilization of its Intelligent Power Module (IPM) technology. By employing this technology, highly efficient operation is possible with compact units closely matching building requirements.

### **R**410A refrigerant

As scientific evidence points to man-made chemicals for the damage caused to the ozone layer, we only use chlorine-free refrigerants that are safe with zero ODP (Ozone Depletion Potential). Accordingly, our systems require less energy to run, and have a significantly lower indirect global warming potential. In short, we produce the most efficient equipment possible, while helping to protect the environment.

## Unsurpassed air conditioning from Mitsubishi Electric

Known the world over, Mitsubishi Electric is a trusted household name associated with a variety of products and services. Founded in 1920, the company known today as Mitsubishi Electric, quickly rose to the forefront of the air conditioning industry - a position we still enjoy today. We pride ourselves on offering some of the most energy efficient systems available on the market.

### Contents

Features of Mitsubishi Electric air conditioners	Page 2-13
Outdoor Unit	Page 15-61
Indoor Unit	Page 63-103
Remote Controller	Page 104-127
Optional Parts	Page 130-132
Installation Information	Page 133-138
Maintenance Equipment	Page 139



# The New Cooling-only/Heat pump Models

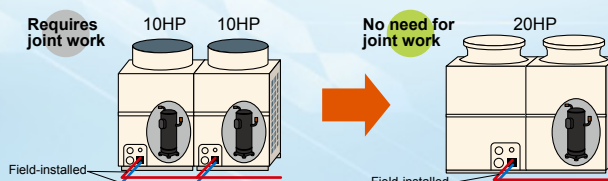
Mitsubishi Electric offers a wide lineup of new cooling-only/heat pump models with the maximum capacity of 60 HP\*. Different patterns of combinations of basic modules provide either standard or high COP.

\*Applicable to standard model combinations only

## New features

### Single module up to 20 HP

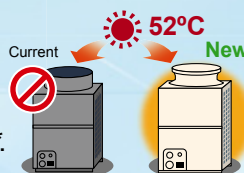
Capable of covering up to 20 HP with a single module and a single compressor. Reduced piping work.



### Compatibility to outdoor temperature of up to 52°C<sup>\*1</sup>

Capable of running cooling operations in the outdoor temperature of up to 52°C\*.


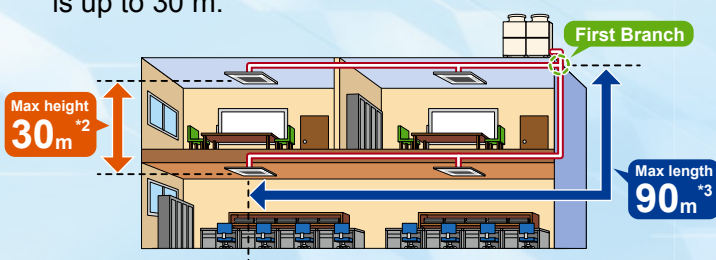
\*Compared to 46°C of the older model



All modules feature inverter-driven compressors. Maximum combined horse power: 60 HP

### Increase in the limit of piping length

Farthest indoor from first branch: 90 m  
Height difference between indoor and indoor units is up to 30 m.



\*1 : Any continuous operation over 46°C may require an increased frequency of maintenance.

\*2 : When the height difference is 15m or greater, use the one size larger liquid pipe between the indoor unit and the indoor unit.

\*3 : When the piping length is 40m or longer, use the one size larger liquid pipe between the indoor unit and the first branch.

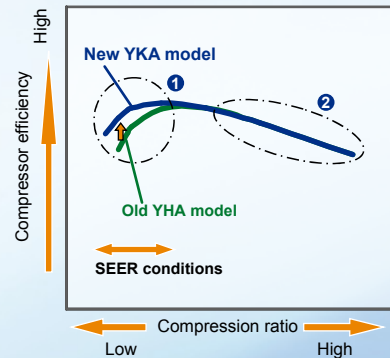

# Energy saving

## Compressor

- Improved efficiency by the use of DC brushless motor.
- Improved partial-load characteristics achieved by the optimized scroll shape.

Improved SEER performance

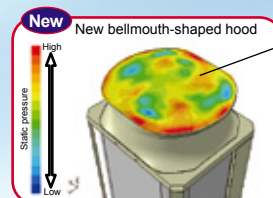
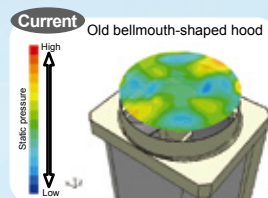
Optimized scroll shape (improved volumetric capacity ratio)



- Reduced standby power consumption by heating the compressor instead of a crankcase heater.

## Unit casing

- Improved static pressure at the exhaust air outlet that allows for a reduction in fan input power by the changed shape of the bellmouth hood.

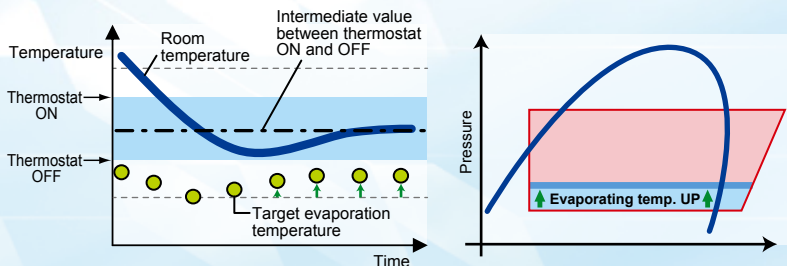


The new bellmouth-shaped hood achieves reduction in fan rotation and increases the pressure at the hood outlet compared to that of the old one, resulting in reduced input power to the fan.

## Control

- **ET control (Evaporating Temperature control)**

Reduced energy consumption in cooling by controlling the refrigerant temperature according to the operation load and raising evaporating temperature.



### Current control method


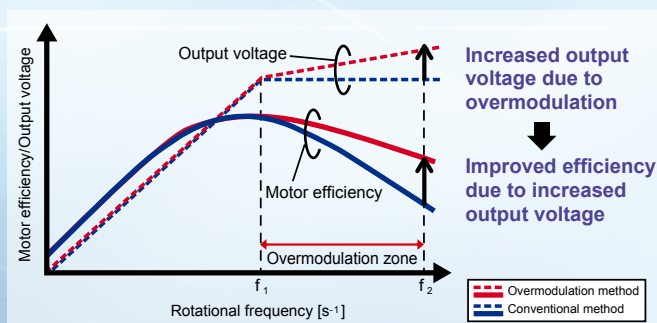
Evaporating temperature was kept constant.

### New control method

Evaporating temperature is raised according to the operation load, decreasing compressor input power and increasing operation efficiency.

- **Original PWM overmodulation control**

Improved total efficiency of motor and inverter with the use of our original PWM overmodulation control, increasing the output voltage during high-load operation (when the motor is rotating at high speed).









# O Outdoor Unit

— **Heat Pump Series - Y Ecostandard (P YKA)**



# OUTDOOR UNIT

## Y Series

### PUHY-P YKA(-BS)

#### ► Specifications



Model	PUHY-P200YKA (-BS)		PUHY-P250YKA (-BS)		PUHY-P300YKA (-BS)		PUHY-P350YKA (-BS)	
Power source	3-phase 4-wire 380-400-415 V 50/60 Hz		3-phase 4-wire 380-400-415 V 50/60 Hz		3-phase 4-wire 380-400-415 V 50/60 Hz		3-phase 4-wire 380-400-415 V 50/60 Hz	
Cooling capacity (Nominal)	*1	kW	22.4	28.0	33.5	40.0		
		kcal/h	20,000	25,000	30,000	35,000		
	*1	BTU / h	76,400	95,500	114,300	136,500		
		kW	5.19	6.89	8.86	11.69		
	Power input	kW	5.19	6.89	8.86	11.69		
Current input	A	8.7-8.3-8.0	11.6-11.0-10.6	14.9-14.2-13.6	19.7-18.7-18.0			
EER	kW / kW	4.31	4.06	3.78	3.42			
Cooling capacity	*4	kW	22.7	28.4	34.0	40.6		
Temp. range of cooling	Indoor	W.B.	15.0~24.0°C (59~75°F)	15.0~24.0°C (59~75°F)	15.0~24.0°C (59~75°F)	15.0~24.0°C (59~75°F)		
	Outdoor	D.B.	-5.0~52.0°C (23~126°F)	-5.0~52.0°C (23~126°F)	-5.0~52.0°C (23~126°F)	-5.0~52.0°C (23~126°F)		
Heating capacity (Nominal)	*2	kW	22.4	28.0	33.5	40.0		
		kcal/h	20,000	25,000	30,000	35,000		
	*2	BTU / h	76,400	95,500	114,300	136,500		
		kW	5.05	6.33	8.11	9.61		
	Power input	kW	5.05	6.33	8.11	9.61		
Current input	A	8.5-8.0-7.8	10.6-10.1-9.7	13.6-13.0-12.5	16.2-15.4-14.8			
COP	kW / kW	4.43	4.42	4.13	4.16			
Temp. range of heating	Indoor	D.B.	15.0~27.0°C (59~81°F)	15.0~27.0°C (59~81°F)	15.0~27.0°C (59~81°F)	15.0~27.0°C (59~81°F)		
	Outdoor	W.B.	-20.0~15.5°C (-4~60°F)	-20.0~15.5°C (-4~60°F)	-20.0~15.5°C (-4~60°F)	-20.0~15.5°C (-4~60°F)		
Indoor unit connectable	Total capacity	50~130% of outdoor unit capacity		50~130% of outdoor unit capacity		50~130% of outdoor unit capacity		
	Model / Quantity	P15~P250/1~17		P15~P250/1~21		P15~P250/1~26		
Sound pressure level (measured in anechoic room)	dB <A>	57		58		61		
Refrigerant piping diameter	Liquid pipe	mm (in.)	9.52 (3/8) Brazed	9.52 (3/8) Brazed (12.7 (1/2) Brazed, farthest length >= 90 m)	9.52 (3/8) Brazed (12.7 (1/2) Brazed, farthest length >= 40 m)	12.7 (1/2) Brazed		
	Gas pipe	mm (in.)	22.2 (7/8) Brazed	22.2 (7/8) Brazed	22.2 (7/8) Brazed	28.58 (1-1/8) Brazed		
FAN	Type x Quantity	Propeller fan x 1		Propeller fan x 1		Propeller fan x 1		
	Air flow rate	m³/min	175	175	185	210		
		L/s	2,917	2,917	3,083	3,500		
		cfm	6,179	6,179	6,532	7,415		
	Control, Driving mechanism	Inverter-control, Direct-driven by motor		Inverter-control, Direct-driven by motor		Inverter-control, Direct-driven by motor		
*3	Motor output	kW	0.92 x 1	0.92 x 1	0.92 x 1	0.92 x 1		
	External static press.	0 Pa (0 mmH₂O)		0 Pa (0 mmH₂O)		0 Pa (0 mmH₂O)		
	Compressor	Type x Quantity	Inverter scroll hermetic compressor		Inverter scroll hermetic compressor		Inverter scroll hermetic compressor	
Compressor	Starting method	Inverter		Inverter		Inverter		
	Motor output	kW	5.5	6.9	8.1	10.4		
	Case heater	kW	—	—	—	—		
External finish		Pre-coated galvanized steel sheets (+powder coating for -BS type) <MUNSELL 5Y 8/1 or similar>		Pre-coated galvanized steel sheets (+powder coating for -BS type) <MUNSELL 5Y 8/1 or similar>		Pre-coated galvanized steel sheets (+powder coating for -BS type) <MUNSELL 5Y 8/1 or similar>		
External dimension HxWxD		mm	1,650 x 920 x 740	1,650 x 920 x 740	1,650 x 920 x 740	1,650 x 1,220 x 740		
		in.	65 x 36-1/4 x 29-3/16	65 x 36-1/4 x 29-3/16	65 x 36-1/4 x 29-3/16	65 x 48-1/16 x 29-3/16		
Protection devices	High pressure protection	High pressure sensor, High pressure switch at 4.15 MPa (601 psi)		High pressure sensor, High pressure switch at 4.15 MPa (601 psi)		High pressure sensor, High pressure switch at 4.15 MPa (601 psi)		
	Inverter circuit (COMP./FAN)	Over-heat protection, Over-current protection		Over-heat protection, Over-current protection		Over-heat protection, Over-current protection		
Refrigerant	Type x original charge	R410A x 8.0 kg (18 lbs)		R410A x 8.0 kg (18 lbs)		R410A x 11.5 kg (26 lbs)		
Net weight	kg (lbs)	195 (430)		195 (430)		211 (466)		
Heat exchanger		Salt-resistant cross fin & copper tube		Salt-resistant cross fin & copper tube		Salt-resistant cross fin & aluminium tube		
Optional parts		Joint: CMY-Y102SS/LS-G2 Header: CMY-Y104/108/1010-G		Joint: CMY-Y102SS/LS-G2 Header: CMY-Y104/108/1010-G		Joint: CMY-Y102SS/LS-G2 Header: CMY-Y104/108/1010-G		

#### Notes:

\*1,\*2 Nominal conditions

	Indoor	Outdoor	Pipe length	Level difference
Cooling	27°C DB/19°C WB (81°F DB/66°F WB)	35°C DB(95°F DB)	7.5m (24-9/16ft.)	0m (0ft.)
Heating	20°C DB(68°F DB)	7°C DB/6°C WB(45°F DB/43°F WB)	7.5m (24-9/16ft.)	0m (0ft.)

\*3 External static pressure option is available (30Pa, 60Pa / 3.1mmH<sub>2</sub>O, 6.1mmH<sub>2</sub>O).

\*4 Reference data under condition of Indoor 27°C DB/19.5°C WB(81°F DB/67°F WB) Outdoor 35°C DB(95°F DB)

\*Nominal condition \*1,\*2 are subject to JIS B8615-2.

\*Due to continuing improvement, above specification may be subject to change without notice.





# OUTDOOR UNIT

## Y Series

### PUHY-P YKA(-BS)



## ► Specifications

Model			PUHY-P400YKA (-BS)		PUHY-P450YKA (-BS)		PUHY-P500YKA (-BS)	
Power source			3-phase 4-wire 380-400-415 V 50/60 Hz		3-phase 4-wire 380-400-415 V 50/60 Hz		3-phase 4-wire 380-400-415 V 50/60 Hz	
Cooling capacity (Nominal)	*1	kW	45.0		48.0		55.0	
		kcal/h	40,000		43,000		49,000	
		BTU / h	153,500		163,800		187,700	
	Power input	kW	13.55		15.78		18.39	
	Current input	A	22.8-21.7-20.9		26.6-25.3-24.3		31.0-29.4-28.4	
	EER	kW / kW	3.32		3.04		2.99	
Cooling capacity	*4	kW	45.9		49.0		56.2	
Temp. range of cooling	Indoor	W.B.	15.0~24.0°C (59~75°F)		15.0~24.0°C (59~75°F)		15.0~24.0°C (59~75°F)	
	Outdoor	D.B.	-5.0~52.0°C (23~126°F)		-5.0~52.0°C (23~126°F)		-5.0~52.0°C (23~126°F)	
Heating capacity (Nominal)	*2	kW	45.0		48.0		55.0	
		kcal/h	40,000		43,000		49,000	
		BTU / h	153,500		163,800		187,700	
	Power input	kW	10.92		13.33		15.71	
	Current input	A	18.4-17.5-16.8		22.5-21.3-20.6		26.5-25.1-24.2	
	COP	kW / kW	4.12		3.60		3.50	
Temp. range of heating	Indoor	D.B.	15.0~27.0°C (59~81°F)		15.0~27.0°C (59~81°F)		15.0~27.0°C (59~81°F)	
	Outdoor	W.B.	-20.0~15.5°C (-4~60°F)		-20.0~15.5°C (-4~60°F)		-20.0~15.5°C (-4~60°F)	
Indoor unit connectable	Total capacity		50~130% of outdoor unit capacity		50~130% of outdoor unit capacity		50~130% of outdoor unit capacity	
	Model / Quantity		P15~P250/1~34		P15~P250/1~39		P15~P250/1~43	
Sound pressure level (measured in anechoic room)		dB <A>	63		63		65	
Refrigerant piping diameter	Liquid pipe	mm (in.)	12.7 (1/2) Brazed		15.88 (5/8) Brazed		15.88 (5/8) Brazed	
	Gas pipe	mm (in.)	28.58 (1-1/8) Brazed		28.58 (1-1/8) Brazed		28.58 (1-1/8) Brazed	
FAN	Type x Quantity		Propeller fan x 1		Propeller fan x 1		Propeller fan x 2	
*3	Air flow rate	m³/min	210		210		360	
		L/s	3,500		3,500		6,000	
		cfm	7,415		7,415		12,712	
	Control, Driving mechanism		Inverter-control, Direct-driven by motor		Inverter-control, Direct-driven by motor		Inverter-control, Direct-driven by motor	
	Motor output	kW	0.92 x 1		0.92 x 1		0.92 x 2	
	External static press.		0 Pa (0 mmH <sub>2</sub> O)		0 Pa (0 mmH <sub>2</sub> O)		0 Pa (0 mmH <sub>2</sub> O)	
	Type x Quantity		Inverter scroll hermetic compressor		Inverter scroll hermetic compressor		Inverter scroll hermetic compressor	
	Starting method		Inverter		Inverter		Inverter	
Compressor	Motor output	kW	10.8		12.4		13.3	
	Case heater	kW	—		—		—	
External finish			Pre-coated galvanized steel sheets (+powder coating for -BS type) <MUNSELL 5Y 8/1 or similar>		Pre-coated galvanized steel sheets (+powder coating for -BS type) <MUNSELL 5Y 8/1 or similar>		Pre-coated galvanized steel sheets (+powder coating for -BS type) <MUNSELL 5Y 8/1 or similar>	
External dimension HxWxD		mm	1,650 x 1,220 x 740		1,650 x 1,220 x 740		1,650 x 1,750 x 740	
		in.	65 x 48-1/16 x 29-3/16		65 x 48-1/16 x 29-3/16		65 x 68-15/16 x 29-3/16	
Protection devices	High pressure protection		High pressure sensor, High pressure switch at 4.15 MPa (601 psi)		High pressure sensor, High pressure switch at 4.15 MPa (601 psi)		High pressure sensor, High pressure switch at 4.15 MPa (601 psi)	
	Inverter circuit (COMP./FAN)		Over-heat protection, Over-current protection		Over-heat protection, Over-current protection		Over-heat protection, Over-current protection	
Refrigerant	Type x original charge		R410A x 11.5 kg (26 lbs)		R410A x 11.5 kg (26 lbs)		R410A x 11.8 kg (27 lbs)	
Net weight		kg (lbs)	253 (558)		253 (558)		288 (635)	
Heat exchanger			Salt-resistant cross fin & copper tube		Salt-resistant cross fin & copper tube		Salt-resistant cross fin & copper tube	
Optional parts			Joint: CMY-Y102SS/LS-G2, CMY-Y202S-G2 Header: CMY-Y104/108/1010-G		Joint: CMY-Y102SS/LS-G2, CMY-Y202S-G2 Header: CMY-Y104/108/1010-G		Joint: CMY-Y102SS/LS-G2, CMY-Y202S-G2 Header: CMY-Y104/108/1010-G	

### Notes:

\*1,\*2 Nominal conditions

	Indoor	Outdoor	Pipe length	Level difference
Cooling	27°C DB/19°C WB (81°F DB/66°F WB)	35°C DB(95°F DB)	7.5m (24-9/16ft.)	0m (0ft.)
Heating	20°C DB(68°F DB)	7°C DB/6°C WB(45°F DB/43°F WB)	7.5m (24-9/16ft.)	0m (0ft.)

\*3 External static pressure option is available (30Pa, 60Pa / 3.1mmH<sub>2</sub>O, 6.1mmH<sub>2</sub>O).

\*4 Reference data under condition of Indoor 27°C DB/19.5°C WB(81°F DB/67°F WB) Outdoor 35°C DB(95°F DB)

\*Nominal condition \*1,\*2 are subject to JIS B8615-2.

\*Due to continuing improvement, above specification may be subject to change without notice.

# OUTDOOR UNIT

## Y Series

### PUHY-P YSKA(-BS)

#### ► Specifications



Model			PUHY-P550YSKA (-BS)		PUHY-P600YSKA (-BS)		PUHY-P650YSKA (-BS)									
Power source			3-phase 4-wire 380-400-415 V 50/60 Hz		3-phase 4-wire 380-400-415 V 50/60 Hz		3-phase 4-wire 380-400-415 V 50/60 Hz									
Cooling capacity (Nominal)	*1	kW	63.0		68.0		73.0									
		kcal/h	55,000		60,000		65,000									
	*1	BTU / h	215,000		232,000		249,100									
		Power input	kW	16.07		18.18		19.78								
		Current input	A	27.1-25.7-24.8		30.6-29.1-28.1		33.3-31.7-30.5								
	EER	kW / kW	3.92		3.74		3.69									
Cooling capacity			*4	kW	63.9		74.5									
Temp. range of cooling	Indoor	W.B.	15.0~24.0°C (59~75°F)		15.0~24.0°C (59~75°F)		15.0~24.0°C (59~75°F)									
	Outdoor	D.B.	-5.0~52.0°C (23~126°F)		-5.0~52.0°C (23~126°F)		-5.0~52.0°C (23~126°F)									
Heating capacity (Nominal)	*2	kW	63.0		68.0		73.0									
		kcal/h	55,000		60,000		65,000									
	*2	BTU / h	215,000		232,000		249,100									
		Power input	kW	15.51		16.70		18.02								
		Current input	A	26.1-24.8-23.9		28.1-26.7-25.8		30.4-28.8-27.8								
	COP	kW / kW	4.06		4.07		4.05									
Temp. range of heating	Indoor	D.B.	15.0~27.0°C (59~81°F)		15.0~27.0°C (59~81°F)		15.0~27.0°C (59~81°F)									
	Outdoor	W.B.	-20.0~15.5°C (-4~60°F)		-20.0~15.5°C (-4~60°F)		-20.0~15.5°C (-4~60°F)									
Indoor unit connectable	Total capacity	50~130% of outdoor unit capacity		50~130% of outdoor unit capacity		50~130% of outdoor unit capacity										
	Model / Quantity	P15~P250/2~47		P15~P250/2~50		P15~P250/2~50										
Sound pressure level (measured in anechoic room)		dB <A>	63		63		64.5									
Refrigerant piping diameter	Liquid pipe	mm (in.)	15.88 (5/8) Brazed		15.88 (5/8) Brazed		15.88 (5/8) Brazed									
	Gas pipe	mm (in.)	28.58 (1-1/8) Brazed		28.58 (1-1/8) Brazed		28.58 (1-1/8) Brazed									
Set Model																
Model			PUHY-P250YKA (-BS)		PUHY-P300YKA (-BS)		PUHY-P250YKA (-BS)		PUHY-P350YKA (-BS)		PUHY-P250YKA (-BS)		PUHY-P400YKA (-BS)			
FAN	Type x Quantity		Propeller fan x 1		Propeller fan x 1		Propeller fan x 1		Propeller fan x 1		Propeller fan x 1		Propeller fan x 1			
	Air flow rate	m³/min	175		185		175		210		175		210			
		L/s	2,917		3,083		2,917		3,500		2,917		3,500			
		cfm	6,179		6,532		6,179		7,415		6,179		7,415			
		Control, Driving mechanism	Inverter-control, Direct-driven by motor		Inverter-control, Direct-driven by motor		Inverter-control, Direct-driven by motor		Inverter-control, Direct-driven by motor		Inverter-control, Direct-driven by motor		Inverter-control, Direct-driven by motor			
	Motor output	kW	0.92 x 1		0.92 x 1		0.92 x 1		0.92 x 1		0.92 x 1		0.92 x 1			
	*3 External static press.		0 Pa (0 mmH₂O)		0 Pa (0 mmH₂O)		0 Pa (0 mmH₂O)		0 Pa (0 mmH₂O)		0 Pa (0 mmH₂O)		0 Pa (0 mmH₂O)			
Compressor	Type x Quantity		Inverter scroll hermetic compressor		Inverter scroll hermetic compressor		Inverter scroll hermetic compressor		Inverter scroll hermetic compressor		Inverter scroll hermetic compressor		Inverter scroll hermetic compressor			
	Starting method		Inverter		Inverter		Inverter		Inverter		Inverter		Inverter			
	Motor output	kW	6.9		8.1		6.9		10.4		6.9		10.8			
	Case heater	kW	—		—		—		—		—		—			
External finish			Pre-coated galvanized steel sheets (+powder coating for -BS type) <MUNSELL 5Y 8/1 or similar>				Pre-coated galvanized steel sheets (+powder coating for -BS type) <MUNSELL 5Y 8/1 or similar>				Pre-coated galvanized steel sheets (+powder coating for -BS type) <MUNSELL 5Y 8/1 or similar>					
External dimension HxWxD		mm	1,650 x 920 x 740		1,650 x 920 x 740		1,650 x 920 x 740		1,650 x 1,220 x 740		1,650 x 920 x 740		1,650 x 1,220 x 740			
		in.	65 x 36-1/4 x 29-3/16		65 x 36-1/4 x 29-3/16		65 x 36-1/4 x 29-3/16		65 x 48-1/16 x 29-3/16		65 x 36-1/4 x 29-3/16		65 x 48-1/16 x 29-3/16			
Protection devices	High pressure protection		High pressure sensor, High pressure switch at 4.15 MPa (601 psi)				High pressure sensor, High pressure switch at 4.15 MPa (601 psi)				High pressure sensor, High pressure switch at 4.15 MPa (601 psi)					
	Inverter circuit (COMP./FAN)		Over-heat protection, Over-current protection				Over-heat protection, Over-current protection				Over-heat protection, Over-current protection					
Refrigerant			Type x original charge		R410A x 8.0 kg (18 lbs)		R410A x 8.0 kg (18 lbs)		R410A x 11.5 kg (26 lbs)		R410A x 8.0 kg (18 lbs)		R410A x 11.5 kg (26 lbs)			
Net weight			kg (lbs)		195 (430)		211 (466)		195 (430)		256 (565)		195 (430)		253 (558)	
Heat exchanger			Salt-resistant cross fin & copper tube				Salt-resistant cross fin & copper tube				Salt-resistant cross fin & copper tube					
Pipe between unit and distributor	Liquid pipe	mm (in.)	9.52 (3/8) Brazed		12.7 (1/2) Brazed		9.52 (3/8) Brazed		12.7 (1/2) Brazed		9.52 (3/8) Brazed		15.88 (5/8) Brazed			
	Gas pipe	mm (in.)	22.2 (7/8) Brazed		22.2 (7/8) Brazed		22.2 (7/8) Brazed		28.58 (1-1/8) Brazed		22.2 (7/8) Brazed		28.58 (1-1/8) Brazed			
Optional parts			Outdoor Twinning kit: CMY-Y100VBK3 Joint: CMY-Y102SS/LS-G2, CMY-Y202S/302S-G2 Header: CMY-Y104/108/1010-G				Outdoor Twinning kit: CMY-Y100VBK3 Joint: CMY-Y102SS/LS-G2, CMY-Y202S/302S-G2 Header: CMY-Y104/108/1010-G				Outdoor Twinning kit: CMY-Y100VBK3 Joint: CMY-Y102SS/LS-G2, CMY-Y202S/302S-G2 Header: CMY-Y104/108/1010-G					

#### Notes:

\*1,\*2 Nominal conditions

	Indoor	Outdoor	Pipe length	Level difference
Cooling	27°C DB/19°C WB (81°F DB/66°F WB)	35°C DB(95°F DB)	7.5m (24-9/16ft.)	0m (0ft.)
Heating	20°C DB(68°F DB)	7°C DB/6°C WB(45°F DB/43°F WB)	7.5m (24-9/16ft.)	0m (0ft.)

\*3 External static pressure option is available (30Pa, 60Pa / 3.1mmH<sub>2</sub>O, 6.1mmH<sub>2</sub>O).

\*4 Reference data under condition of Indoor 27°C DB/19.5°C WB(81°F DB/67°F WB) Outdoor 35°C DB(95°F DB)

\*Nominal condition \*1,\*2 are subject to JIS B8615-2.

\*Due to continuing improvement, above specification may be subject to change without notice.





# OUTDOOR UNIT

## Y Series

### PUHY-P YSKA(-BS)



## ► Specifications

Model			PUHY-P700YSKA (-BS)		PUHY-P750YSKA (-BS)		PUHY-P800YSKA (-BS)							
Power source			3-phase 4-wire 380-400-415 V 50/60 Hz		3-phase 4-wire 380-400-415 V 50/60 Hz		3-phase 4-wire 380-400-415 V 50/60 Hz							
Cooling capacity (Nominal)	*1	kW	76.0		81.5		90.0							
		kcal/h	68,000		73,000		80,000							
	*1	BTU / h	259,300		278,100		307,100							
		Power input kW	21.40		23.90		27.10							
	Current input	A	36.1-34.3-33.0		40.3-38.3-36.9		45.7-43.4-41.8							
	EER	kW / kW	3.55		3.41		3.32							
Cooling capacity	*4	kW	77.6		83.2		91.3							
Temp. range of cooling	Indoor	W.B.	15.0~24.0°C (59~75°F)		15.0~24.0°C (59~75°F)		15.0~24.0°C (59~75°F)							
	Outdoor	D.B.	-5.0~52.0°C (23~126°F)		-5.0~52.0°C (23~126°F)		-5.0~52.0°C (23~126°F)							
Heating capacity (Nominal)	*2	kW	76.0		81.5		90.0							
		kcal/h	68,000		73,000		80,000							
	*2	BTU / h	259,300		278,100		307,100							
		Power input kW	20.00		22.20		23.01							
	Current input	A	33.7-32.0-30.9		37.4-35.6-34.3		38.8-36.9-35.5							
	COP	kW / kW	3.80		3.67		3.91							
Temp. range of heating	Indoor	D.B.	15.0~27.0°C (59~81°F)		15.0~27.0°C (59~81°F)		15.0~27.0°C (59~81°F)							
	Outdoor	W.B.	-20.0~15.5°C (-4~60°F)		-20.0~15.5°C (-4~60°F)		-20.0~15.5°C (-4~60°F)							
Indoor unit connectable	Total capacity	50~130% of outdoor unit capacity		50~130% of outdoor unit capacity		50~130% of outdoor unit capacity								
	Model / Quantity	P15~P250/2~50		P15~P250/2~50		P15~P250/2~50								
Sound pressure level (measured in anechoic room)		dB <A>	64.5		65.5		66							
Refrigerant piping diameter	Liquid pipe	mm (in.)	19.05 (3/4) Brazed		19.05 (3/4) Brazed		19.05 (3/4) Brazed							
	Gas pipe	mm (in.)	34.93 (1-3/8) Brazed		34.93 (1-3/8) Brazed		34.93 (1-3/8) Brazed							
Set Model														
Model			PUHY-P250YKA (-BS)		PUHY-P450YKA (-BS)		PUHY-P300YKA (-BS)		PUHY-P450YKA (-BS)		PUHY-P400YKA (-BS)		PUHY-P400YKA (-BS)	
FAN	Type x Quantity		Propeller fan x 1		Propeller fan x 1		Propeller fan x 1		Propeller fan x 1		Propeller fan x 1		Propeller fan x 1	
	Air flow rate	m³/min	175		210		185		210		210		210	
			2,917		3,500		3,083		3,500		3,500		3,500	
			6,179		7,415		6,532		7,415		7,415		7,415	
	Control, Driving mechanism		Inverter-control, Direct-driven by motor		Inverter-control, Direct-driven by motor		Inverter-control, Direct-driven by motor		Inverter-control, Direct-driven by motor		Inverter-control, Direct-driven by motor		Inverter-control, Direct-driven by motor	
	Motor output	kW	0.92 x 1		0.92 x 1		0.92 x 1		0.92 x 1		0.92 x 1		0.92 x 1	
	*3	External static press.		0 Pa (0 mmH₂O)		0 Pa (0 mmH₂O)		0 Pa (0 mmH₂O)		0 Pa (0 mmH₂O)		0 Pa (0 mmH₂O)		0 Pa (0 mmH₂O)
Compressor	Type x Quantity		Inverter scroll hermetic compressor		Inverter scroll hermetic compressor		Inverter scroll hermetic compressor		Inverter scroll hermetic compressor		Inverter scroll hermetic compressor		Inverter scroll hermetic compressor	
	Starting method		Inverter		Inverter		Inverter		Inverter		Inverter		Inverter	
	Motor output	kW	6.9		12.4		8.1		12.4		10.8		10.8	
	Case heater	kW	—		—		—		—		—		—	
External finish			Pre-coated galvanized steel sheets (+powder coating for -BS type) <MUNSELL 5Y 8/1 or similar>				Pre-coated galvanized steel sheets (+powder coating for -BS type) <MUNSELL 5Y 8/1 or similar>				Pre-coated galvanized steel sheets (+powder coating for -BS type) <MUNSELL 5Y 8/1 or similar>			
External dimension HxWxD		mm	1,650 x 920 x 740		1,650 x 1,220 x 740		1,650 x 920 x 740		1,650 x 1,220 x 740		1,650 x 1,220 x 740		1,650 x 1,220 x 740	
		in.	65 x 36-1/4 x 29-3/16		65 x 48-1/16 x 29-3/16		65 x 36-1/4 x 29-3/16		65 x 48-1/16 x 29-3/16		65 x 48-1/16 x 29-3/16		65 x 48-1/16 x 29-3/16	
Protection devices	High pressure protection		High pressure sensor, High pressure switch at 4.15 MPa (601 psi)				High pressure sensor, High pressure switch at 4.15 MPa (601 psi)				High pressure sensor, High pressure switch at 4.15 MPa (601 psi)			
	Inverter circuit (COMP./FAN)		Over-heat protection, Over-current protection				Over-heat protection, Over-current protection				Over-heat protection, Over-current protection			
Refrigerant	Type x original charge		R410A x 8.0 kg (18 lbs)		R410A x 11.5 kg (26 lbs)		R410A x 8.0 kg (18 lbs)		R410A x 11.5 kg (26 lbs)		R410A x 11.5 kg (26 lbs)		R410A x 11.5 kg (26 lbs)	
Net weight	kg (lbs)		195 (430)		253 (558)		211 (466)		253 (558)		253 (558)		253 (558)	
Heat exchanger			Salt-resistant cross fin & copper tube				Salt-resistant cross fin & copper tube				Salt-resistant cross fin & copper tube			
Pipe between unit and distributor	Liquid pipe	mm (in.)	9.52 (3/8) Brazed		15.88 (5/8) Brazed		12.7 (1/2) Brazed		15.88 (5/8) Brazed		15.88 (5/8) Brazed		15.88 (5/8) Brazed	
	Gas pipe	mm (in.)	22.2 (7/8) Brazed		28.58 (1-1/8) Brazed		22.2 (7/8) Brazed		28.58 (1-1/8) Brazed		28.58 (1-1/8) Brazed		28.58 (1-1/8) Brazed	
Optional parts			Outdoor Twinning kit: CMY-Y200VBK2 Joint: CMY-Y102SS/LS-G2, CMY-Y202S/302S-G2 Header: CMY-Y104/108/1010-G				Outdoor Twinning kit: CMY-Y200VBK2 Joint: CMY-Y102SS/LS-G2, CMY-Y202S/302S-G2 Header: CMY-Y104/108/1010-G				Outdoor Twinning kit: CMY-Y200VBK2 Joint: CMY-Y102SS/LS-G2, CMY-Y202S/302S-G2 Header: CMY-Y104/108/1010-G			

### Notes:

\*1,\*2 Nominal conditions

	Indoor	Outdoor	Pipe length	Level difference
Cooling	27°C DB/19°C WB (81°F DB/66°F WB)	35°C DB(95°F DB)	7.5m (24-9/16ft.)	0m (0ft.)
Heating	20°C DB(68°F DB)	7°C DB/6°C WB(45°F DB/43°F WB)	7.5m (24-9/16ft.)	0m (0ft.)

\*3 External static pressure option is available (30Pa, 60Pa / 3.1mmH<sub>2</sub>O, 6.1mmH<sub>2</sub>O).

\*4 Reference data under condition of Indoor 27°C DB/19.5°C WB(81°F DB/67°F WB) Outdoor 35°C DB(95°F DB)

\*Nominal condition \*1,\*2 are subject to JIS B8615-2.

\*Due to continuing improvement, above specification may be subject to change without notice.

# OUTDOOR UNIT

## Y Series

### PUHY-P YSKA(-BS)



## ► Specifications

Model			PUHY-P850YSKA (-BS)		PUHY-P900YSKA (-BS)	
Power source			3-phase 4-wire 380-400-415 V 50/60 Hz		3-phase 4-wire 380-400-415 V 50/60 Hz	
Cooling capacity (Nominal)	*1	kW	93.0		96.0	
		kcal/h	83,000		86,000	
	*1	BTU / h	317,300		327,600	
		Power input kW	29.24		31.57	
		Current input A	49.3-46.8-45.1		53.2-50.6-48.8	
EER			kW / kW		3.18	
			3.18		3.04	
Cooling capacity			*4 kW		94.4	
			94.4		97.4	
Temp. range of cooling	Indoor	W.B.	15.0~24.0°C (59~75°F)		15.0~24.0°C (59~75°F)	
	Outdoor	D.B.	-5.0~52.0°C (23~126°F)		-5.0~52.0°C (23~126°F)	
Heating capacity (Nominal)	*2	kW	93.0		96.0	
		kcal/h	83,000		86,000	
	*2	BTU / h	317,300		327,600	
		Power input kW	25.40		28.07	
		Current input A	42.8-40.7-39.2		47.3-45.0-43.3	
COP			kW / kW		3.66	
			3.66		3.42	
Temp. range of heating	Indoor	D.B.	15.0~27.0°C (59~81°F)		15.0~27.0°C (59~81°F)	
	Outdoor	W.B.	-20.0~15.5°C (-4~60°F)		-20.0~15.5°C (-4~60°F)	
Indoor unit connectable	Total capacity		50~130% of outdoor unit capacity		50~130% of outdoor unit capacity	
	Model / Quantity		P15~P250/2~50		P15~P250/2~50	
Sound pressure level (measured in anechoic room)		dB <A>	66		66	
Refrigerant piping diameter	Liquid pipe	mm (in.)	19.05 (3/4) Brazed		19.05 (3/4) Brazed	
	Gas pipe	mm (in.)	41.28 (1-5/8) Brazed		41.28 (1-5/8) Brazed	
Set Model						
Model			PUHY-P400YKA (-BS)		PUHY-P450YKA (-BS)	
FAN	Type x Quantity		Propeller fan x 1		Propeller fan x 1	
	Air flow rate	m³/min	210		210	
		L/s	3,500		3,500	
		cfm	7,415		7,415	
	Control, Driving mechanism		Inverter-control, Direct-driven by motor		Inverter-control, Direct-driven by motor	
	*3	Motor output kW	0.92 x 1		0.92 x 1	
		External static press.	0 Pa (0 mmH₂O)		0 Pa (0 mmH₂O)	
Compressor	Type x Quantity		Inverter scroll hermetic compressor		Inverter scroll hermetic compressor	
	Starting method		Inverter		Inverter	
	Motor output kW	10.8		12.4		
	Case heater kW	—		—		
External finish			Pre-coated galvanized steel sheets (+powder coating for -BS type) <MUNSELL 5Y 8/1 or similar>		Pre-coated galvanized steel sheets (+powder coating for -BS type) <MUNSELL 5Y 8/1 or similar>	
External dimension HxWxD		mm	1,650 x 1,220 x 740		1,650 x 1,220 x 740	
		in.	65 x 48-1/16 x 29-3/16		65 x 48-1/16 x 29-3/16	
Protection devices	High pressure protection		High pressure sensor, High pressure switch at 4.15 MPa (601 psi)		High pressure sensor, High pressure switch at 4.15 MPa (601 psi)	
	Inverter circuit (COMP./FAN)		Over-heat protection, Over-current protection		Over-heat protection, Over-current protection	
Refrigerant	Type x original charge		R410A x 11.5 kg (26 lbs)		R410A x 11.5 kg (26 lbs)	
Net weight	kg (lbs)		253 (558)		253 (558)	
Heat exchanger			Salt-resistant cross fin & copper tube		Salt-resistant cross fin & copper tube	
Pipe between unit	Liquid pipe	mm (in.)	15.88 (5/8) Brazed		15.88 (5/8) Brazed	
and distributor	Gas pipe	mm (in.)	28.58 (1-1/8) Brazed		28.58 (1-1/8) Brazed	
Optional parts			Outdoor Twinning kit: CMY-Y200VBK2 Joint: CMY-Y102SS/LS-G2, CMY-Y202S/302S-G2 Header: CMY-Y104/108/1010-G		Outdoor Twinning kit: CMY-Y200VBK2 Joint: CMY-Y102SS/LS-G2, CMY-Y202S/302S-G2 Header: CMY-Y104/108/1010-G	

### Notes:

\*1,\*2 Nominal conditions

	Indoor	Outdoor	Pipe length	Level difference
Cooling	27°C DB/19°C WB (81°F DB/66°F WB)	35°C DB(95°F DB)	7.5m (24-9/16ft.)	0m (0ft.)
Heating	20°C DB(68°F DB)	7°C DB/6°C WB(45°F DB/43°F WB)	7.5m (24-9/16ft.)	0m (0ft.)

\*3 External static pressure option is available (30Pa, 60Pa / 3.1mmH<sub>2</sub>O, 6.1mmH<sub>2</sub>O).

\*4 Reference data under condition of Indoor 27°C DB/19.5°C WB(81°F DB/67°F WB) Outdoor 35°C DB(95°F DB)

\*Nominal condition \*1,\*2 are subject to JIS B8615-2.

\*Due to continuing improvement, above specification may be subject to change without notice.





# OUTDOOR UNIT

## Y Series

### PUHY-P YSKA(-BS)



## ► Specifications

Model			PUHY-P950YSKA (-BS)		PUHY-P1000YSKA (-BS)		
Power source			3-phase 4-wire 380-400-415 V 50/60 Hz		3-phase 4-wire 380-400-415 V 50/60 Hz		
Cooling capacity (Nominal)	*1	kW	103.0		110.0		
		kcal/h	89,000		98,000		
	*1	BTU / h	351,400		375,300		
		Power input kW	34.21		36.78		
		Current input A	57.7-54.8-52.8		62.0-58.9-56.8		
EER			kW / kW		3.01 2.99		
Cooling capacity			*4 kW		105.2 112.3		
Temp. range of cooling	Indoor	W.B.	15.0~24.0°C (59~75°F)		15.0~24.0°C (59~75°F)		
	Outdoor	D.B.	-5.0~52.0°C (23~126°F)		-5.0~52.0°C (23~126°F)		
Heating capacity (Nominal)	*2	kW	103.0		110.0		
		kcal/h	89,000		98,000		
	*2	BTU / h	351,400		375,300		
		Power input kW	30.56		33.13		
		Current input A	51.5-49.0-47.2		55.9-53.1-51.2		
COP			kW / kW		3.37 3.32		
Temp. range of heating	Indoor	D.B.	15.0~27.0°C (59~81°F)		15.0~27.0°C (59~81°F)		
	Outdoor	W.B.	-20.0~15.5°C (-4~60°F)		-20.0~15.5°C (-4~60°F)		
Indoor unit connectable	Total capacity		50~130% of outdoor unit capacity		50~130% of outdoor unit capacity		
	Model / Quantity		P15~P250/2~50		P15~P250/2~50		
Sound pressure level (measured in anechoic room)		dB <A>	67.5		68		
Refrigerant piping diameter	Liquid pipe	mm (in.)	19.05 (3/4) Brazed		19.05 (3/4) Brazed		
	Gas pipe	mm (in.)	41.28 (1-5/8) Brazed		41.28 (1-5/8) Brazed		
Set Model							
Model			PUHY-P450YKA (-BS)		PUHY-P500YKA (-BS)		
FAN	Type x Quantity		Propeller fan x 1		Propeller fan x 2		
	Air flow rate	m³/min L/s cfm	210 3,500 7,415		360 6,000 12,712		
			Control, Driving mechanism		Inverter-control, Direct-driven by motor		
			Motor output kW	0.92 x 1		0.92 x 2	
	*3	External static press.		0 Pa (0 mmH₂O)		0 Pa (0 mmH₂O)	
		Compressor		Inverter scroll hermetic compressor		Inverter scroll hermetic compressor	
		Starting method	Inverter		Inverter		
	Motor output kW	12.4		13.3			
	Case heater kW	—		—			
External finish			Pre-coated galvanized steel sheets (+powder coating for -BS type) <MUNSELL 5Y 8/1 or similar>		Pre-coated galvanized steel sheets (+powder coating for -BS type) <MUNSELL 5Y 8/1 or similar>		
External dimension HxWxD		mm	1,650 x 1,220 x 740		1,650 x 1,750 x 740		
		in.	65 x 48-1/16 x 29-3/16		65 x 68-15/16 x 29-3/16		
Protection devices	High pressure protection Inverter circuit (COMP./FAN)		High pressure sensor, High pressure switch at 4.15 MPa (601 psi) Over-heat protection, Over-current protection		High pressure sensor, High pressure switch at 4.15 MPa (601 psi) Over-heat protection, Over-current protection		
Refrigerant	Type x original charge		R410A x 11.5 kg (26 lbs)		R410A x 11.8 kg (27 lbs)		
Net weight	kg (lbs)		253 (558)		288 (635)		
Heat exchanger			Salt-resistant cross fin & copper tube		Salt-resistant cross fin & copper tube		
Pipe between unit and distributor	Liquid pipe	mm (in.)	15.88 (5/8) Brazed		15.88 (5/8) Brazed		
	Gas pipe	mm (in.)	28.58 (1-1/8) Brazed		28.58 (1-1/8) Brazed		
Optional parts			Outdoor Twinning kit: CMY-Y200VBK2 Joint: CMY-Y102SS/LS-G2, CMY-Y202S/302S-G2 Header: CMY-Y104/108/1010-G		Outdoor Twinning kit: CMY-Y200VBK2 Joint: CMY-Y102SS/LS-G2, CMY-Y202S/302S-G2 Header: CMY-Y104/108/1010-G		

### Notes:

\*1,\*2 Nominal conditions

	Indoor	Outdoor	Pipe length	Level difference
Cooling	27°C DB/19°C WB (81°F DB/66°F WB)	35°C DB(95°F DB)	7.5m (24-9/16ft.)	0m (0ft.)
Heating	20°C DB(68°F DB)	7°C DB/6°C WB(45°F DB/43°F WB)	7.5m (24-9/16ft.)	0m (0ft.)

\*3 External static pressure option is available (30Pa, 60Pa / 3.1mmH<sub>2</sub>O, 6.1mmH<sub>2</sub>O).

\*4 Reference data under condition of Indoor 27°C DB/19.5°C WB(81°F DB/67°F WB) Outdoor 35°C DB(95°F DB)

\*Nominal condition \*1,\*2 are subject to JIS B8615-2.

\*Due to continuing improvement, above specification may be subject to change without notice.

# OUTDOOR UNIT

## Y Series

### PUHY-P YSKA(-BS)



## ► Specifications

Model			PUHY-P1050YSKA (-BS)			PUHY-P1100YSKA (-BS)		
Power source			3-phase 4-wire 380-400-415 V 50/60 Hz			3-phase 4-wire 380-400-415 V 50/60 Hz		
Cooling capacity (Nominal)	*1	kW	115.0			121.5		
		kcal/h	103,000			108,000		
	*1	BTU / h	392,400			414,600		
		Power input	kW	32.57			35.63	
	Current input	A	54.9-52.2-50.3			60.1-57.1-55.0		
EER		kW / kW	3.53			3.41		
Cooling capacity		*4 kW	117.4			124.1		
Temp. range of cooling	Indoor	W.B.	15.0~24.0°C (59~75°F)			15.0~24.0°C (59~75°F)		
	Outdoor	D.B.	-5.0~52.0°C (23~126°F)			-5.0~52.0°C (23~126°F)		
Heating capacity (Nominal)	*2	kW	115.0			121.5		
		kcal/h	103,000			108,000		
	*2	BTU / h	392,400			414,600		
		Power input	kW	31.50			33.80	
	Current input	A	53.1-50.5-48.6			57.0-54.2-52.2		
COP		kW / kW	3.65			3.59		
Temp. range of heating	Indoor	D.B.	15.0~27.0°C (59~81°F)			15.0~27.0°C (59~81°F)		
	Outdoor	W.B.	-20.0~15.5°C (-4~60°F)			-20.0~15.5°C (-4~60°F)		
Indoor unit connectable	Total capacity	50~130% of outdoor unit capacity			50~130% of outdoor unit capacity			
	Model / Quantity	P15~P250/2~50			P15~P250/2~50			
Sound pressure level (measured in anechoic room)		dB <A>	66.5			66.5		
Refrigerant piping diameter	Liquid pipe	mm (in.)	19.05 (3/4) Brazed			19.05 (3/4) Brazed		
	Gas pipe	mm (in.)	41.28 (1-5/8) Brazed			41.28 (1-5/8) Brazed		
Set Model								
Model			PUHY-P300YKA (-BS)	PUHY-P300YKA (-BS)	PUHY-P450YKA (-BS)	PUHY-P300YKA (-BS)	PUHY-P350YKA (-BS)	PUHY-P450YKA (-BS)
FAN	Type x Quantity		Propeller fan x 1	Propeller fan x 1	Propeller fan x 1	Propeller fan x 1	Propeller fan x 1	Propeller fan x 1
	Air flow rate	m³/min	185	185	210	185	210	210
		L/s	3,083	3,083	3,500	3,083	3,500	3,500
		cfm	6,532	6,532	7,415	6,532	7,415	7,415
	Control, Driving mechanism	Inverter-control, Direct-driven by motor			Inverter-control, Direct-driven by motor			
	Motor output	kW	0.92 x 1	0.92 x 1	0.92 x 1	0.92 x 1	0.92 x 1	0.92 x 1
	*3 External static press.		0 Pa (0 mmH₂O)	0 Pa (0 mmH₂O)	0 Pa (0 mmH₂O)	0 Pa (0 mmH₂O)	0 Pa (0 mmH₂O)	0 Pa (0 mmH₂O)
Compressor	Type x Quantity	Inverter scroll hermetic compressor			Inverter scroll hermetic compressor			
	Starting method		Inverter	Inverter	Inverter	Inverter	Inverter	
	Motor output	kW	8.1	8.1	12.4	8.1	10.4	12.4
	Case heater	kW	—	—	—	—	—	—
External finish		Pre-coated galvanized steel sheets (+powder coating for -BS type) <MUNSELL 5Y 8/1 or similar>			Pre-coated galvanized steel sheets (+powder coating for -BS type) <MUNSELL 5Y 8/1 or similar>			
External dimension HxWxD		mm	1,650 x 920 x 740	1,650 x 920 x 740	1,650 x 1,220 x 740	1,650 x 920 x 740	1,650 x 1,220 x 740	1,650 x 1,220 x 740
		in.	65 x 36-1/4 x 29-3/16	65 x 36-1/4 x 29-3/16	65 x 48-1/16 x 29-3/16	65 x 36-1/4 x 29-3/16	65 x 48-1/16 x 29-3/16	65 x 48-1/16 x 29-3/16
Protection devices	High pressure protection	High pressure sensor, High pressure switch at 4.15 MPa (601 psi)			High pressure sensor, High pressure switch at 4.15 MPa (601 psi)			
Inverter circuit (COMP./FAN)		Over-heat protection, Over-current protection			Over-heat protection, Over-current protection			
Refrigerant	Type x original charge	R410A x 8.0 kg (18 lbs)	R410A x 8.0 kg (18 lbs)	R410A x 11.5 kg (26 lbs)	R410A x 8.0 kg (18 lbs)	R410A x 11.5 kg (26 lbs)	R410A x 11.5 kg (26 lbs)	
Net weight	kg (lbs)	211 (466)	211 (466)	253 (558)	211 (466)	256 (565)	253 (558)	
Heat exchanger		Salt-resistant cross fin & copper tube			Salt-resistant cross fin & copper tube			
Pipe between unit	Liquid pipe	mm (in.)	12.7 (1/2) Brazed	12.7 (1/2) Brazed	15.88 (5/8) Brazed	12.7 (1/2) Brazed	12.7 (1/2) Brazed	15.88 (5/8) Brazed
and distributor	Gas pipe	mm (in.)	22.2 (7/8) Brazed	22.2 (7/8) Brazed	28.58 (1-1/8) Brazed	22.2 (7/8) Brazed	28.58 (1-1/8) Brazed	28.58 (1-1/8) Brazed
Optional parts		Outdoor Twinning kit: CMY-Y300VBK3 Joint: CMY-Y102SS/LS-G2, CMY-Y202/302S-G2 Header: CMY-Y104/108/1010-G			Outdoor Twinning kit: CMY-Y300VBK3 Joint: CMY-Y102SS/LS-G2, CMY-Y202/302S-G2 Header: CMY-Y104/108/1010-G			

### Notes:

\*1,\*2 Nominal conditions

	Indoor	Outdoor	Pipe length	Level difference
Cooling	27°C DB/19°C WB (81°F DB/66°F WB)	35°C DB(95°F DB)	7.5m (24-9/16ft.)	0m (0ft.)
Heating	20°C DB(68°F DB)	7°C DB/6°C WB(45°F DB/43°F WB)	7.5m (24-9/16ft.)	0m (0ft.)

\*3 External static pressure option is available (30Pa, 60Pa / 3.1mmH<sub>2</sub>O, 6.1mmH<sub>2</sub>O).

\*4 Reference data under condition of Indoor 27°C DB/19.5°C WB(81°F DB/67°F WB) Outdoor 35°C DB(95°F DB)

\*Nominal condition \*1,\*2 are subject to JIS B8615-2.

\*Due to continuing improvement, above specification may be subject to change without notice.





# OUTDOOR UNIT

## Y Series

### PUHY-P YSKA(-BS)



## ► Specifications

Model			PUHY-P1150YSKA (-BS)			PUHY-P1200YSKA (-BS)		
Power source			3-phase 4-wire 380-400-415 V 50/60 Hz			3-phase 4-wire 380-400-415 V 50/60 Hz		
Cooling capacity (Nominal)	*1	kW	130.0			135.0		
		kcal/h	115,000			120,000		
	*1	BTU / h	443,600			460,600		
		Power input	kW	38.80			40.66	
		Current input	A	65.5-62.2-59.9			68.6-65.2-62.8	
	EER	kW / kW	3.35			3.32		
Cooling capacity	*4	kW	132.7			137.8		
Temp. range of cooling	Indoor	W.B.	15.0~24.0°C (59~75°F)			15.0~24.0°C (59~75°F)		
	Outdoor	D.B.	-5.0~52.0°C (23~126°F)			-5.0~52.0°C (23~126°F)		
Heating capacity (Nominal)	*2	kW	130.0			135.0		
		kcal/h	115,000			120,000		
	*2	BTU / h	443,600			460,600		
		Power input	kW	35.51			37.70	
		Current input	A	59.9-56.9-54.8			63.6-60.4-58.2	
	COP	kW / kW	3.66			3.58		
Temp. range of heating	Indoor	D.B.	15.0~27.0°C (59~81°F)			15.0~27.0°C (59~81°F)		
	Outdoor	W.B.	-20.0~15.5°C (-4~60°F)			-20.0~15.5°C (-4~60°F)		
Indoor unit connectable	Total capacity	50~130% of outdoor unit capacity			50~130% of outdoor unit capacity			
	Model / Quantity	P15~P250/2~50			P15~P250/2~50			
Sound pressure level (measured in anechoic room)		dB <A>	67.5			68		
Refrigerant piping diameter		Liquid pipe mm (in.)	19.05 (3/4) Brazed			19.05 (3/4) Brazed		
		Gas pipe mm (in.)	41.28 (1-5/8) Brazed			41.28 (1-5/8) Brazed		
Set Model								
Model			PUHY-P350YKA (-BS)	PUHY-P400YKA (-BS)	PUHY-P400YKA (-BS)	PUHY-P400YKA (-BS)	PUHY-P400YKA (-BS)	PUHY-P400YKA (-BS)
FAN	Type x Quantity		Propeller fan x 1	Propeller fan x 1	Propeller fan x 1	Propeller fan x 1	Propeller fan x 1	Propeller fan x 1
	Air flow rate	m³/min	210	210	210	210	210	210
		L/s	3,500	3,500	3,500	3,500	3,500	3,500
		cfm	7,415	7,415	7,415	7,415	7,415	7,415
	Control, Driving mechanism		Inverter-control, Direct-driven by motor			Inverter-control, Direct-driven by motor		
	Motor output	kW	0.92 x 1	0.92 x 1	0.92 x 1	0.92 x 1	0.92 x 1	0.92 x 1
	*3 External static press.		0 Pa (0 mmH₂O)	0 Pa (0 mmH₂O)	0 Pa (0 mmH₂O)	0 Pa (0 mmH₂O)	0 Pa (0 mmH₂O)	0 Pa (0 mmH₂O)
Compressor	Type x Quantity		Inverter scroll hermetic compressor			Inverter scroll hermetic compressor		
	Starting method		Inverter	Inverter	Inverter	Inverter	Inverter	Inverter
	Motor output	kW	10.4	10.8	10.8	10.8	10.8	10.8
	Case heater	kW	—	—	—	—	—	—
External finish			Pre-coated galvanized steel sheets (+powder coating for -BS type) <MUNSELL 5Y 8/1 or similar>			Pre-coated galvanized steel sheets (+powder coating for -BS type) <MUNSELL 5Y 8/1 or similar>		
External dimension HxWxD		mm in.	1,650 x 1,220 x 740 65 x 48-1/16 x 29-3/16	1,650 x 1,220 x 740 65 x 48-1/16 x 29-3/16	1,650 x 1,220 x 740 65 x 48-1/16 x 29-3/16	1,650 x 1,220 x 740 65 x 48-1/16 x 29-3/16	1,650 x 1,220 x 740 65 x 48-1/16 x 29-3/16	1,650 x 1,220 x 740 65 x 48-1/16 x 29-3/16
Protection devices	High pressure protection Inverter circuit (COMP/FAN)		High pressure sensor, High pressure switch at 4.15 MPa (601 psi) Over-heat protection, Over-current protection			High pressure sensor, High pressure switch at 4.15 MPa (601 psi) Over-heat protection, Over-current protection		
Refrigerant	Type x original charge		R410A x 11.5 kg (26 lbs)	R410A x 11.5 kg (26 lbs)	R410A x 11.5 kg (26 lbs)	R410A x 11.5 kg (26 lbs)	R410A x 11.5 kg (26 lbs)	R410A x 11.5 kg (26 lbs)
Net weight		kg (lbs)	256 (565)	253 (558)	253 (558)	253 (558)	253 (558)	253 (558)
Heat exchanger			Salt-resistant cross fin & copper tube			Salt-resistant cross fin & copper tube		
Pipe between unit and distributor	Liquid pipe Gas pipe	mm (in.)	12.7 (1/2) Brazed 28.58 (1-1/8) Brazed	15.88 (5/8) Brazed 28.58 (1-1/8) Brazed	15.88 (5/8) Brazed 28.58 (1-1/8) Brazed	15.88 (5/8) Brazed 28.58 (1-1/8) Brazed	15.88 (5/8) Brazed 28.58 (1-1/8) Brazed	15.88 (5/8) Brazed 28.58 (1-1/8) Brazed
Optional parts			Outdoor Twinning kit: CMY-Y300VBK3 Joint: CMY-Y102SS/LS-G2, CMY-Y202/302S-G2 Header: CMY-Y104/108/1010-G			Outdoor Twinning kit: CMY-Y300VBK3 Joint: CMY-Y102SS/LS-G2, CMY-Y202/302S-G2 Header: CMY-Y104/108/1010-G		

### Notes:

\*1,\*2 Nominal conditions

	Indoor	Outdoor	Pipe length	Level difference
Cooling	27°C DB/19°C WB (81°F DB/66°F WB)	35°C DB(95°F DB)	7.5m (24-9/16ft.)	0m (0ft.)
Heating	20°C DB(68°F DB)	7°C DB/6°C WB(45°F DB/43°F WB)	7.5m (24-9/16ft.)	0m (0ft.)

\*3 External static pressure option is available (30Pa, 60Pa / 3.1mmH<sub>2</sub>O, 6.1mmH<sub>2</sub>O).

\*4 Reference data under condition of Indoor 27°C DB/19.5°C WB(81°F DB/67°F WB) Outdoor 35°C DB(95°F DB)

\*Nominal condition \*1,\*2 are subject to JIS B8615-2.

\*Due to continuing improvement, above specification may be subject to change without notice.

# OUTDOOR UNIT

## Y Series

### PUHY-P YSKA(-BS)

#### ► Specifications



Model			PUHY-P1250YSKA (-BS)			PUHY-P1300YSKA (-BS)			
Power source			3-phase 4-wire 380-400-415 V 50/60 Hz			3-phase 4-wire 380-400-415 V 50/60 Hz			
Cooling capacity (Nominal)	*1	kW	138.0			141.0			
		kcal/h	123,000			126,000			
	*1	BTU / h	470,900			481,100			
		Power input	kW	43.12			45.77		
		Current input	A	72.7-69.1-66.6			77.2-73.4-70.7		
		EER	kW / kW	3.20			3.08		
Cooling capacity		*4	kW	140.9			144.0		
Temp. range of cooling	Indoor	W.B.	15.0~24.0°C (59~75°F)			15.0~24.0°C (59~75°F)			
	Outdoor	D.B.	-5.0~52.0°C (23~126°F)			-5.0~52.0°C (23~126°F)			
Heating capacity (Nominal)	*2	kW	138.0			141.0			
		kcal/h	123,000			126,000			
	*2	BTU / h	470,900			481,100			
		Power input	kW	40.35			42.98		
		Current input	A	68.1-64.7-62.3			72.5-68.9-66.4		
		COP	kW / kW	3.42			3.28		
Temp. range of heating	Indoor	D.B.	15.0~27.0°C (59~81°F)			15.0~27.0°C (59~81°F)			
	Outdoor	W.B.	-20.0~15.5°C (-4~60°F)			-20.0~15.5°C (-4~60°F)			
Indoor unit connectable	Total capacity	50~130% of outdoor unit capacity			50~130% of outdoor unit capacity				
	Model / Quantity	P15~P250/2~50			P15~P250/2~50				
Sound pressure level (measured in anechoic room)		dB <A>	68			68			
Refrigerant piping diameter	Liquid pipe	mm (in.)	19.05 (3/4) Brazed			19.05 (3/4) Brazed			
	Gas pipe	mm (in.)	41.28 (1-5/8) Brazed			41.28 (1-5/8) Brazed			
Set Model									
Model			PUHY-P400YKA (-BS)	PUHY-P400YKA (-BS)	PUHY-P450YKA (-BS)	PUHY-P400YKA (-BS)	PUHY-P450YKA (-BS)	PUHY-P450YKA (-BS)	
FAN	Type x Quantity		Propeller fan x 1	Propeller fan x 1	Propeller fan x 1	Propeller fan x 1	Propeller fan x 1	Propeller fan x 1	
	Air flow rate	m³/min	210	210	210	210	210	210	
		L/s	3,500	3,500	3,500	3,500	3,500	3,500	
		cfm	7,415	7,415	7,415	7,415	7,415	7,415	
	Control, Driving mechanism	Inverter-control, Direct-driven by motor			Inverter-control, Direct-driven by motor				
	Motor output	kW	0.92 x 1	0.92 x 1	0.92 x 1	0.92 x 1	0.92 x 1	0.92 x 1	
	*3 External static press.		0 Pa (0 mmH₂O)	0 Pa (0 mmH₂O)	0 Pa (0 mmH₂O)	0 Pa (0 mmH₂O)	0 Pa (0 mmH₂O)	0 Pa (0 mmH₂O)	
	Type x Quantity	Inverter scroll hermetic compressor			Inverter scroll hermetic compressor				
Starting method		Inverter	Inverter	Inverter	Inverter	Inverter	Inverter		
Compressor	Motor output	kW	10.8	10.8	12.4	10.8	12.4	12.4	
	Case heater	kW	—	—	—	—	—	—	
External finish			Pre-coated galvanized steel sheets (+powder coating for -BS type) <MUNSELL 5Y 8/1 or similar>			Pre-coated galvanized steel sheets (+powder coating for -BS type) <MUNSELL 5Y 8/1 or similar>			
External dimension HxWxD		mm	1,650 x 1,220 x 740	1,650 x 1,220 x 740	1,650 x 1,220 x 740	1,650 x 1,220 x 740	1,650 x 1,220 x 740	1,650 x 1,220 x 740	
		in.	65 x 48-1/16 x 29-3/16	65 x 48-1/16 x 29-3/16	65 x 48-1/16 x 29-3/16	65 x 48-1/16 x 29-3/16	65 x 48-1/16 x 29-3/16	65 x 48-1/16 x 29-3/16	
Protection devices	High pressure protection		High pressure sensor, High pressure switch at 4.15 MPa (601 psi)			High pressure sensor, High pressure switch at 4.15 MPa (601 psi)			
	Inverter circuit (COMP./FAN)		Over-heat protection, Over-current protection			Over-heat protection, Over-current protection			
Refrigerant	Type x original charge		R410A x 11.5 kg (26 lbs)	R410A x 11.5 kg (26 lbs)	R410A x 11.5 kg (26 lbs)	R410A x 11.5 kg (26 lbs)	R410A x 11.5 kg (26 lbs)	R410A x 11.5 kg (26 lbs)	
Net weight		kg (lbs)	253 (558)	253 (558)	253 (558)	253 (558)	253 (558)	253 (558)	
Heat exchanger			Salt-resistant cross fin & copper tube			Salt-resistant cross fin & copper tube			
Pipe between unit	Liquid pipe	mm (in.)	15.88 (5/8) Brazed	15.88 (5/8) Brazed	15.88 (5/8) Brazed	15.88 (5/8) Brazed	15.88 (5/8) Brazed	15.88 (5/8) Brazed	
and distributor	Gas pipe	mm (in.)	28.58 (1-1/8) Brazed	28.58 (1-1/8) Brazed	28.58 (1-1/8) Brazed	28.58 (1-1/8) Brazed	28.58 (1-1/8) Brazed	28.58 (1-1/8) Brazed	
Optional parts			Outdoor Twinning kit: CMY-Y300VBK3 Joint: CMY-Y102SS/LS-G2, CMY-Y202/302S-G2 Header: CMY-Y104/108/1010-G			Outdoor Twinning kit: CMY-Y300VBK3 Joint: CMY-Y102SS/LS-G2, CMY-Y202/302S-G2 Header: CMY-Y104/108/1010-G			

#### Notes:

\*1,\*2 Nominal conditions

	Indoor	Outdoor	Pipe length	Level difference
Cooling	27°C DB/19°C WB (81°F DB/66°F WB)	35°C DB(95°F DB)	7.5m (24-9/16ft.)	0m (0ft.)
Heating	20°C DB(68°F DB)	7°C DB/6°C WB(45°F DB/43°F WB)	7.5m (24-9/16ft.)	0m (0ft.)

\*3 External static pressure option is available (30Pa, 60Pa / 3.1mmH<sub>2</sub>O, 6.1mmH<sub>2</sub>O).

\*4 Reference data under condition of Indoor 27°C DB/19.5°C WB(81°F DB/67°F WB) Outdoor 35°C DB(95°F DB)

\*Nominal condition \*1,\*2 are subject to JIS B8615-2.

\*Due to continuing improvement, above specification may be subject to change without notice.



# OUTDOOR UNIT

## Y Series

### PUHY-P YSKA(-BS)



## ► Specifications

Model			PUHY-P1350YSKA (-BS)			PUHY-P1400YSKA (-BS)		
Power source			3-phase 4-wire 380-400-415 V 50/60 Hz			3-phase 4-wire 380-400-415 V 50/60 Hz		
Cooling capacity (Nominal)	*1	kW	144.0			151.0		
		kcal/h	129,000			135,000		
	*1	BTU / h	491,300			515,200		
		Power input	kW	48.64			52.24	
		Current input	A	82.1-78.0-75.1			88.1-83.7-80.7	
EER			2.96			2.89		
Cooling capacity			147.0			154.2		
Temp. range of cooling	Indoor	W.B.	15.0~24.0°C (59~75°F)			15.0~24.0°C (59~75°F)		
	Outdoor	D.B.	-5.0~52.0°C (23~126°F)			-5.0~52.0°C (23~126°F)		
Heating capacity (Nominal)	*2	kW	144.0			151.0		
		kcal/h	129,000			135,000		
	*2	BTU / h	491,300			515,200		
		Power input	kW	46.15			49.50	
		Current input	A	77.9-74.0-71.3			83.5-79.3-76.5	
COP			3.12			3.05		
Temp. range of heating	Indoor	D.B.	15.0~27.0°C (59~81°F)			15.0~27.0°C (59~81°F)		
	Outdoor	W.B.	-20.0~15.5°C (-4~60°F)			-20.0~15.5°C (-4~60°F)		
Indoor unit connectable	Total capacity		50~130% of outdoor unit capacity			50~130% of outdoor unit capacity		
	Model / Quantity		P15~P250/2~50			P15~P250/2~50		
Sound pressure level (measured in anechoic room)		dB <A>	68			68.5		
Refrigerant piping diameter	Liquid pipe	mm (in.)	19.05 (3/4) Brazed			19.05 (3/4) Brazed		
	Gas pipe	mm (in.)	41.28 (1-5/8) Brazed			41.28 (1-5/8) Brazed		
Set Model								
Model			PUHY-P450YKA (-BS)	PUHY-P450YKA (-BS)	PUHY-P450YKA (-BS)	PUHY-P450YKA (-BS)	PUHY-P450YKA (-BS)	PUHY-P500YKA (-BS)
FAN	Type x Quantity		Propeller fan x 1	Propeller fan x 1	Propeller fan x 1	Propeller fan x 1	Propeller fan x 1	Propeller fan x 2
	Air flow rate	m³/min	210	210	210	210	210	360
		L/s	3,500	3,500	3,500	3,500	3,500	6,000
		cfm	7,415	7,415	7,415	7,415	7,415	12,712
	Control, Driving mechanism		Inverter-control, Direct-driven by motor			Inverter-control, Direct-driven by motor		
	Motor output	kW	0.92 x 1	0.92 x 1	0.92 x 1	0.92 x 1	0.92 x 1	0.92 x 2
	*3	External static press.	0 Pa (0 mmH₂O)	0 Pa (0 mmH₂O)	0 Pa (0 mmH₂O)	0 Pa (0 mmH₂O)	0 Pa (0 mmH₂O)	0 Pa (0 mmH₂O)
		Compressor		Inverter scroll hermetic compressor			Inverter scroll hermetic compressor	
Compressor	Type x Quantity		Inverter	Inverter	Inverter	Inverter	Inverter	Inverter
	Starting method		12.4	12.4	12.4	12.4	12.4	13.3
	Case heater	kW	—	—	—	—	—	—
External finish			Pre-coated galvanized steel sheets (+powder coating for -BS type) <MUNSELL 5Y 8/1 or similar>			Pre-coated galvanized steel sheets (+powder coating for -BS type) <MUNSELL 5Y 8/1 or similar>		
External dimension HxWxD		mm	1,650 x 1,220 x 740	1,650 x 1,220 x 740	1,650 x 1,220 x 740	1,650 x 1,220 x 740	1,650 x 1,220 x 740	1,650 x 1,750 x 740
		in.	65 x 48-1/16 x 29-3/16	65 x 48-1/16 x 29-3/16	65 x 48-1/16 x 29-3/16	65 x 48-1/16 x 29-3/16	65 x 48-1/16 x 29-3/16	65 x 68-15/16 x 29-3/16
Protection devices	High pressure protection		High pressure sensor, High pressure switch at 4.15 MPa (601 psi)			High pressure sensor, High pressure switch at 4.15 MPa (601 psi)		
	Inverter circuit (COMP/FAN)		Over-heat protection, Over-current protection			Over-heat protection, Over-current protection		
Refrigerant			R410A x 11.5 kg (26 lbs)			R410A x 11.5 kg (26 lbs)		
Net weight			253 (558)	253 (558)	253 (558)	253 (558)	253 (558)	288 (635)
Heat exchanger			Salt-resistant cross fin & copper tube			Salt-resistant cross fin & copper tube		
Pipe between unit	Liquid pipe	mm (in.)	15.88 (5/8) Brazed	15.88 (5/8) Brazed	15.88 (5/8) Brazed	15.88 (5/8) Brazed	15.88 (5/8) Brazed	15.88 (5/8) Brazed
and distributor	Gas pipe	mm (in.)	28.58 (1-1/8) Brazed	28.58 (1-1/8) Brazed	28.58 (1-1/8) Brazed	28.58 (1-1/8) Brazed	28.58 (1-1/8) Brazed	28.58 (1-1/8) Brazed
Optional parts			Outdoor Twinning kit: CMY-Y300VBK3 Joint: CMY-Y102SS/LS-G2, CMY-Y202/302S-G2 Header: CMY-Y104/108/1010-G			Outdoor Twinning kit: CMY-Y300VBK3 Joint: CMY-Y102SS/LS-G2, CMY-Y202/302S-G2 Header: CMY-Y104/108/1010-G		

### Notes:

\*1,\*2 Nominal conditions

	Indoor	Outdoor	Pipe length	Level difference
Cooling	27°C DB/19°C WB (81°F DB/66°F WB)	35°C DB(95°F DB)	7.5m (24-9/16ft.)	0m (0ft.)
Heating	20°C DB(68°F DB)	7°C DB/6°C WB(45°F DB/43°F WB)	7.5m (24-9/16ft.)	0m (0ft.)

\*3 External static pressure option is available (30Pa, 60Pa / 3.1mmH<sub>2</sub>O, 6.1mmH<sub>2</sub>O).

\*4 Reference data under condition of Indoor 27°C DB/19.5°C WB(81°F DB/67°F WB) Outdoor 35°C DB(95°F DB)

\*Nominal condition \*1,\*2 are subject to JIS B8615-2.

\*Due to continuing improvement, above specification may be subject to change without notice.



# OUTDOOR UNIT

## Y Series

### PUHY-P YSKA(-BS)



## ► Specifications

Model			PUHY-P1450YSKA (-BS)			PUHY-P1500YSKA (-BS)		
Power source			3-phase 4-wire 380-400-415 V 50/60 Hz			3-phase 4-wire 380-400-415 V 50/60 Hz		
Cooling capacity (Nominal)	*1	kW	158.0			165.0		
		kcal/h	141,000			147,000		
		*1 BTU / h	539,100			563,000		
	Power input	kW	55.83			59.56		
	Current input	A	94.2-89.5-86.3			100.5-95.5-92.0		
	EER	kW / kW	2.83			2.77		
Cooling capacity		*4 kW	161.3			168.5		
Temp. range of cooling	Indoor	W.B.	15.0~24.0°C (59~75°F)			15.0~24.0°C (59~75°F)		
	Outdoor	D.B.	-5.0~52.0°C (23~126°F)			-5.0~52.0°C (23~126°F)		
Heating capacity (Nominal)	*2	kW	158.0			165.0		
		kcal/h	141,000			147,000		
		*2 BTU / h	539,100			563,000		
	Power input	kW	52.49			56.12		
	Current input	A	88.6-84.1-81.1			94.7-90.0-86.7		
	COP	kW / kW	3.01			2.94		
Temp. range of heating	Indoor	D.B.	15.0~27.0°C (59~81°F)			15.0~27.0°C (59~81°F)		
	Outdoor	W.B.	-20.0~15.5°C (-4~60°F)			-20.0~15.5°C (-4~60°F)		
Indoor unit connectable	Total capacity	50~130% of outdoor unit capacity			50~130% of outdoor unit capacity			
	Model / Quantity	P15~P250/2~50			P15~P250/2~50			
Sound pressure level (measured in anechoic room)		dB <A>	69.5			70		
Refrigerant piping diameter	Liquid pipe	mm (in.)	19.05 (3/4) Brazed			19.05 (3/4) Brazed		
	Gas pipe	mm (in.)	41.28 (1-5/8) Brazed			41.28 (1-5/8) Brazed		
Set Model								
Model			PUHY-P450YKA (-BS)	PUHY-P500YKA (-BS)	PUHY-P500YKA (-BS)	PUHY-P500YKA (-BS)	PUHY-P500YKA (-BS)	PUHY-P500YKA (-BS)
FAN	Type x Quantity		Propeller fan x 1	Propeller fan x 2	Propeller fan x 2	Propeller fan x 2	Propeller fan x 2	Propeller fan x 2
	Air flow rate	m³/min	210	360	360	360	360	360
		L/s	3,500	6,000	6,000	6,000	6,000	6,000
		cfm	7,415	12,712	12,712	12,712	12,712	12,712
	Control, Driving mechanism	Inverter-control, Direct-driven by motor				Inverter-control, Direct-driven by motor		
	Motor output	kW	0.92 x 1	0.92 x 2	0.92 x 2	0.92 x 2	0.92 x 2	0.92 x 2
	*3 External static press.		0 Pa (0 mmH <sub>2</sub> O)	0 Pa (0 mmH <sub>2</sub> O)	0 Pa (0 mmH <sub>2</sub> O)	0 Pa (0 mmH <sub>2</sub> O)	0 Pa (0 mmH <sub>2</sub> O)	0 Pa (0 mmH <sub>2</sub> O)
	Compressor	Type x Quantity	Inverter scroll hermetic compressor				Inverter scroll hermetic compressor	
Starting method			Inverter	Inverter	Inverter	Inverter	Inverter	Inverter
Motor output		kW	12.4	13.3	13.3	13.3	13.3	13.3
Case heater		kW	—	—	—	—	—	—
External finish		Pre-coated galvanized steel sheets (+powder coating for -BS type) <MUNSELL 5Y 8/1 or similar>				Pre-coated galvanized steel sheets (+powder coating for -BS type) <MUNSELL 5Y 8/1 or similar>		
External dimension HxWxD		mm	1,650 x 1,220 x 740	1,650 x 1,750 x 740	1,650 x 1,750 x 740	1,650 x 1,750 x 740	1,650 x 1,750 x 740	1,650 x 1,750 x 740
		in.	65 x 48-1/16 x 29-3/16	65 x 68-15/16 x 29-3/16	65 x 68-15/16 x 29-3/16	65 x 68-15/16 x 29-3/16	65 x 68-15/16 x 29-3/16	65 x 68-15/16 x 29-3/16
Protection devices	High pressure protection	High pressure sensor, High pressure switch at 4.15 MPa (601 psi)				High pressure sensor, High pressure switch at 4.15 MPa (601 psi)		
	Inverter circuit (COMP/FAN)	Over-heat protection, Over-current protection				Over-heat protection, Over-current protection		
Refrigerant	Type x original charge	R410A x 11.5 kg (26 lbs)	R410A x 11.8 kg (27 lbs)	R410A x 11.8 kg (27 lbs)	R410A x 11.8 kg (27 lbs)	R410A x 11.8 kg (27 lbs)	R410A x 11.8 kg (27 lbs)	R410A x 11.8 kg (27 lbs)
Net weight		253 (558)	288 (635)	288 (635)	288 (635)	288 (635)	288 (635)	288 (635)
Heat exchanger		Salt-resistant cross fin & copper tube				Salt-resistant cross fin & copper tube		
Pipe between unit	Liquid pipe	mm (in.)	15.88 (5/8) Brazed	15.88 (5/8) Brazed	15.88 (5/8) Brazed	15.88 (5/8) Brazed	15.88 (5/8) Brazed	15.88 (5/8) Brazed
and distributor	Gas pipe	mm (in.)	28.58 (1-1/8) Brazed	28.58 (1-1/8) Brazed	28.58 (1-1/8) Brazed	28.58 (1-1/8) Brazed	28.58 (1-1/8) Brazed	28.58 (1-1/8) Brazed
Optional parts		Outdoor Twinning kit: CMY-Y300VBK3 Joint: CMY-Y102SS/LS-G2, CMY-Y202/302S-G2 Header: CMY-Y104/108/1010-G				Outdoor Twinning kit: CMY-Y300VBK3 Joint: CMY-Y102SS/LS-G2, CMY-Y202/302S-G2 Header: CMY-Y104/108/1010-G		

### Notes:

\*1,\*2 Nominal conditions

	Indoor	Outdoor	Pipe length	Level difference
Cooling	27°C DB/19°C WB (81°F DB/66°F WB)	35°C DB(95°F DB)	7.5m (24-9/16ft.)	0m (0ft.)
Heating	20°C DB(68°F DB)	7°C DB/6°C WB(45°F DB/43°F WB)	7.5m (24-9/16ft.)	0m (0ft.)

\*3 External static pressure option is available (30Pa, 60Pa / 3.1mmH<sub>2</sub>O, 6.1mmH<sub>2</sub>O).

\*4 Reference data under condition of Indoor 27°C DB/19.5°C WB(81°F DB/67°F WB) Outdoor 35°C DB(95°F DB)

\*Nominal condition \*1,\*2 are subject to JIS B8615-2.

\*Due to continuing improvement, above specification may be subject to change without notice.







## O ptional Parts







## OPTIONAL PARTS FOR OUTDOOR UNITS

### >>For PUHY series

Description	Model	Remarks
Twinning kit	CMY-Y100VBK3	For PUHY-P550~P650YSKA / EP400~EP650YSKA
	CMY-Y200VBK2	For PUHY-P700~P900YSKA / EP700YSKA
	CMY-Y200VBK3	For PUHY-P950~P1000YSKA
	CMY-Y300VBK3	For PUHY-P1050~P1500YSKA / EP750~1100YSKA
Branch pipe (Joint)	CMY-Y102SS-G2	200 or below (Total capacity of indoor unit)
	CMY-Y102LS-G2	201-400 (Total capacity of indoor unit)
	CMY-Y202S-G2	401-650 (Total capacity of indoor unit)
		The 1st branch of P450~P650
	CMY-Y302S-G2	651 or above (Total capacity of indoor unit)
		The 1st branch of P700~P1250
Branch pipe (Header)	CMY-Y104-G	For 4 branches
	CMY-Y108-G	For 8 branches
	CMY-Y1010-G	For 10 branches
Control box guard	PAC-KK45HY	For PUHY-P-Y(S)HA

Note : Indoor unit capacities: the capacity of an indoor unit is the same as the number used for its type identification.

### ■ Snow Hood

Prevention the Outdoor unit from wind and snow damages in cold or snowy areas, snow hood is recommended and helpful.

\*Do not use a snow hood made of stainless steel, which may cause the unit to rust. If the use of a stainless snow hood is the only option, contact the sales office before installing it.

Refer to the data book for details.









**for a greener tomorrow**

Eco Changes is the Mitsubishi Electric Group's environmental statement, and expresses the Group's stance on environmental management. Through a wide range of businesses, we are helping contribute to the realization of a sustainable society.



**FM33568 / ISO 9001:2008**

The Air Conditioning & Refrigeration Systems Works acquired ISO 9001 certification under Series 9000 of the International Standard Organization (ISO) based on a review of Quality management for the production of refrigeration and air conditioning equipment.

**ISO Authorization System**

The ISO 9000 series is a plant authorization system relating to quality management as stipulated by the ISO. ISO 9001 certifies quality management based on the "design, development, production, installation and auxiliary services" for products built at an authorized plant.



The Air Conditioning & Refrigeration Systems Works acquired environmental management system standard ISO 14001 certification.

The ISO 14000 series is a set of standards applying to environmental protection set by the International Standard Organization (ISO).  
Registered on March 10, 1998.

**⚠ Warning**

- Do not use refrigerant other than the type indicated in the manuals provided with the unit and on the nameplate.
  - Doing so may cause the unit or pipes to burst, or result in explosion or fire during use, during repair, or at the time of disposal of the unit.
  - It may also be in violation of applicable laws.
  - MITSUBISHI ELECTRIC CORPORATION cannot be held responsible for malfunctions or accidents resulting from the use of the wrong type of refrigerant.
- Our air-conditioning equipments and heat pumps contain a fluorinated greenhouse gas, R410A.

**MITSUBISHI ELECTRIC CORPORATION**

[www.MitsubishiElectric.com](http://www.MitsubishiElectric.com)